



HIRALAL BHAKAT COLLEGE

NALHATI, BIRBHUM, WEST BENGAL, PIN 731220 Estd. 1986
(Affiliated to the University of Burdwan and Re-accredited by NAAC)
Phone: 03465255254 Email: hbcollge@gmail.com Website: www.hbcnht.in

Ref No.: HBC/BU/002/91-2021

Date: 08/09/2021

By ordinary post

To, The Inspector of Colleges
The University of Burdwan
Rajbati, Burdwan

Subject: Forwarding the feedback analysis report of
Hiralal Bhakat College of the session

Respective Sir/Madam,

The feedback analysis report of Hiralal Bhakat College of the session 2020-21 is forwarded herewith for your kind information.

Kindly find the said report of the feedbacks from the students, teachers, Alumni and guardians attached herewith and enlighten us with your valuable suggestions and oblige.

Yours Sincerely,

Teacher-in-Charge
Hiralal Bhakat College
Nalhati, Birbhum



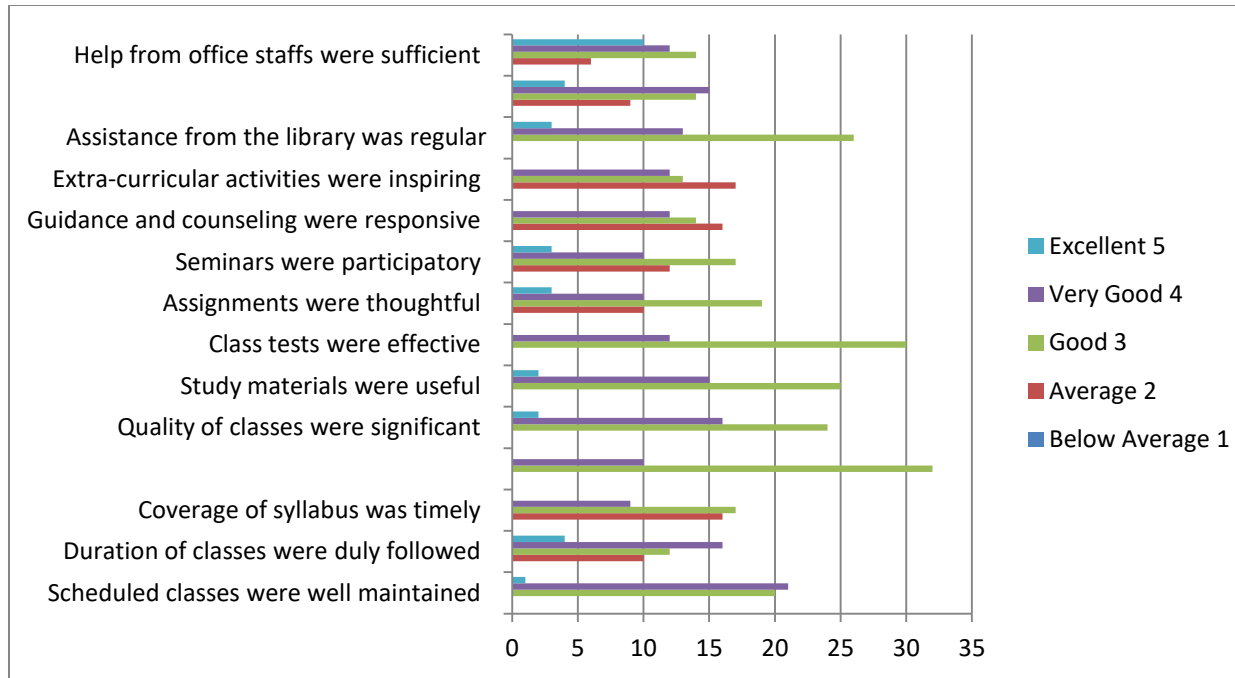
Department Wise Students' Feedback Report
Hiralal Bhakat College
Nalhati, Birbhum
Academic Year: 2020-2021

Analyzing Students' Feedback against specific parameters such as class routine, regularity, library staff cooperation, cleanliness, hygiene, approachability of principal, office staff cooperation, and teacher approachability reflects valuable insights into areas of strength and opportunities for improvement. By adopting a systematic approach to data analysis, our colleges can effectively address students' concerns, enhance the overall educational experience, and build trust within the educational community. Students' feedback analysis of each departments as well as the college has been summarized as below:

Sl. No.	Departments	Feedback Scenarios	Remarks																																																																														
1	Philosophy	<table border="1" style="display: none;"> <caption>Feedback Scenarios Data for Philosophy Department</caption> <thead> <tr> <th>Scenario</th> <th>Excellent 5</th> <th>Very Good 4</th> <th>Good 3</th> <th>Average 2</th> <th>Below Average 1</th> </tr> </thead> <tbody> <tr> <td>Help from office staffs were sufficient</td> <td>0</td> <td>3</td> <td>12</td> <td>4</td> <td>1</td> </tr> <tr> <td>Assistance from the library was regular</td> <td>0</td> <td>6</td> <td>8</td> <td>4</td> <td>1</td> </tr> <tr> <td>Extra-curricular activities were inspiring</td> <td>0</td> <td>3</td> <td>12</td> <td>0</td> <td>0</td> </tr> <tr> <td>Guidance and counseling were responsive</td> <td>0</td> <td>2</td> <td>13</td> <td>0</td> <td>0</td> </tr> <tr> <td>Seminars were participatory</td> <td>0</td> <td>3</td> <td>12</td> <td>0</td> <td>0</td> </tr> <tr> <td>Assignments were thoughtful</td> <td>3</td> <td>6</td> <td>6</td> <td>0</td> <td>0</td> </tr> <tr> <td>Class tests were effective</td> <td>0</td> <td>7</td> <td>8</td> <td>0</td> <td>0</td> </tr> <tr> <td>Study materials were useful</td> <td>0</td> <td>3</td> <td>12</td> <td>0</td> <td>0</td> </tr> <tr> <td>Quality of classes were significant</td> <td>1</td> <td>7</td> <td>7</td> <td>0</td> <td>0</td> </tr> <tr> <td>Coverage of syllabus was timely</td> <td>2</td> <td>5</td> <td>8</td> <td>0</td> <td>0</td> </tr> <tr> <td>Duration of classes were duly followed</td> <td>0</td> <td>5</td> <td>10</td> <td>0</td> <td>0</td> </tr> <tr> <td>Scheduled classes were well maintained</td> <td>0</td> <td>3</td> <td>12</td> <td>0</td> <td>0</td> </tr> </tbody> </table>	Scenario	Excellent 5	Very Good 4	Good 3	Average 2	Below Average 1	Help from office staffs were sufficient	0	3	12	4	1	Assistance from the library was regular	0	6	8	4	1	Extra-curricular activities were inspiring	0	3	12	0	0	Guidance and counseling were responsive	0	2	13	0	0	Seminars were participatory	0	3	12	0	0	Assignments were thoughtful	3	6	6	0	0	Class tests were effective	0	7	8	0	0	Study materials were useful	0	3	12	0	0	Quality of classes were significant	1	7	7	0	0	Coverage of syllabus was timely	2	5	8	0	0	Duration of classes were duly followed	0	5	10	0	0	Scheduled classes were well maintained	0	3	12	0	0	<p>Students' Feedback Form in Philosophy department based on a rating scale ranging from "Below Average" to "Excellent" against specific parameters has been analyzed. Here the overall reflection of the concerned students indicates a satisfactory level, ranges between Good to very good. A few below rating feedbacks are also indicates some weaknesses which must be overcome very soon from our college end.</p>
Scenario	Excellent 5	Very Good 4	Good 3	Average 2	Below Average 1																																																																												
Help from office staffs were sufficient	0	3	12	4	1																																																																												
Assistance from the library was regular	0	6	8	4	1																																																																												
Extra-curricular activities were inspiring	0	3	12	0	0																																																																												
Guidance and counseling were responsive	0	2	13	0	0																																																																												
Seminars were participatory	0	3	12	0	0																																																																												
Assignments were thoughtful	3	6	6	0	0																																																																												
Class tests were effective	0	7	8	0	0																																																																												
Study materials were useful	0	3	12	0	0																																																																												
Quality of classes were significant	1	7	7	0	0																																																																												
Coverage of syllabus was timely	2	5	8	0	0																																																																												
Duration of classes were duly followed	0	5	10	0	0																																																																												
Scheduled classes were well maintained	0	3	12	0	0																																																																												

2

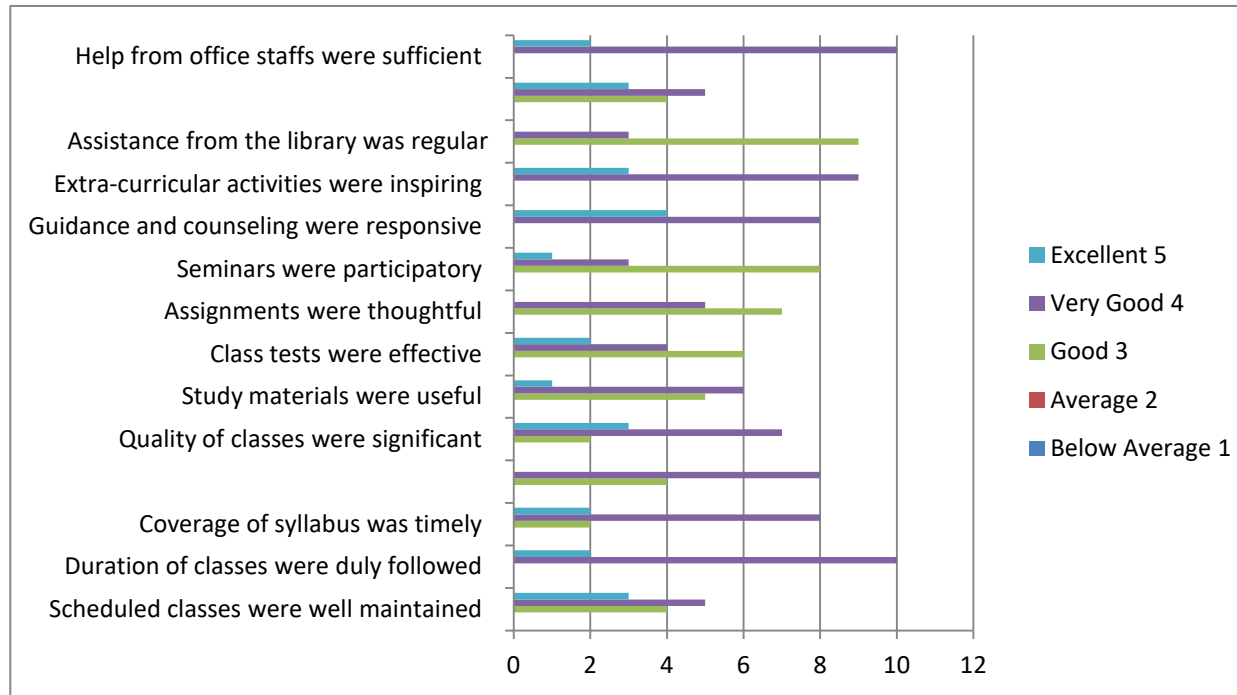
History



This report presents an analysis of Student feedback collected for the History Department, focusing on 42 responses. The feedback indicates a positive perception of the department's performance, with results ranging from "Good" to "very Good." The strength of teaching faculty increased in this academic year

3

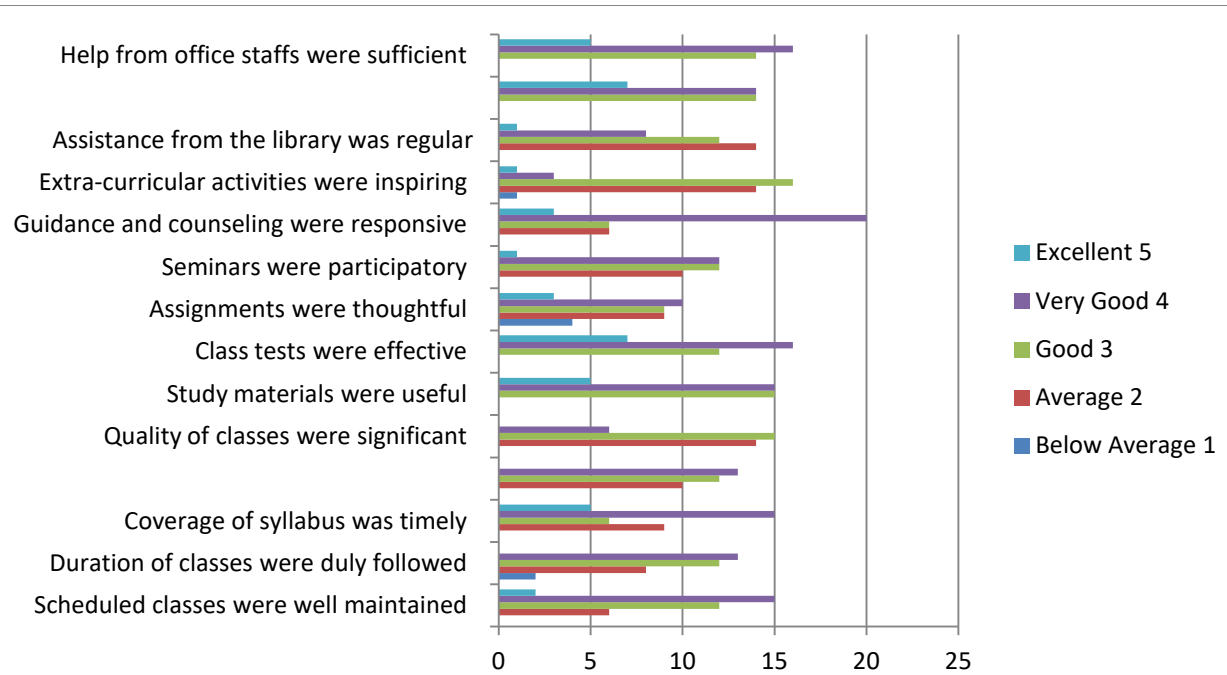
Geography



The feedback received from students for the Geography Department indicates a high level of satisfaction and appreciation for the department's performance. The accolades received for teaching excellence, curriculum relevance, faculty support, and facilities highlight the department's commitment to providing a high-quality educational experience that meets and exceeds students' expectations. The strength of teaching faculty increased in this academic year. The feedback indicates a very positive perception of the department's performance, with results ranging from "Very Good" to "Excellent."

4

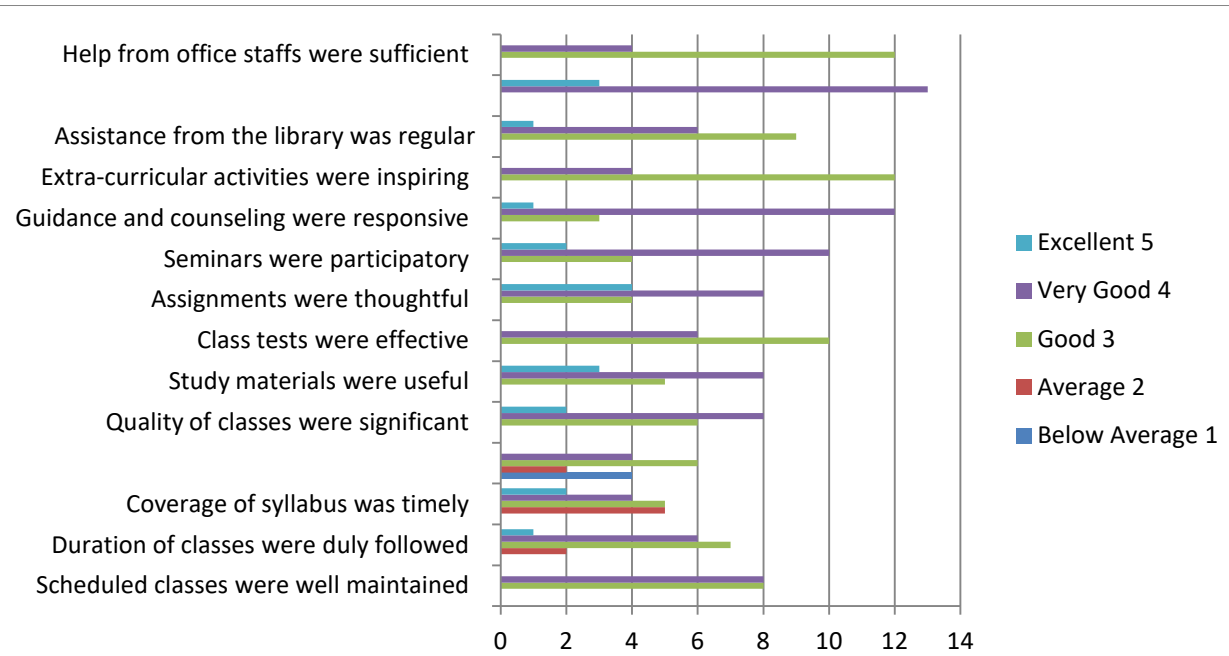
English



The feedback received from students for the English Department indicates a high level of satisfaction and appreciation for the department's performance. The accolades received for teaching excellence, curriculum relevance, faculty support, and facilities highlight the department's commitment to providing a high-quality educational experience that meets and exceeds students' expectations.

5

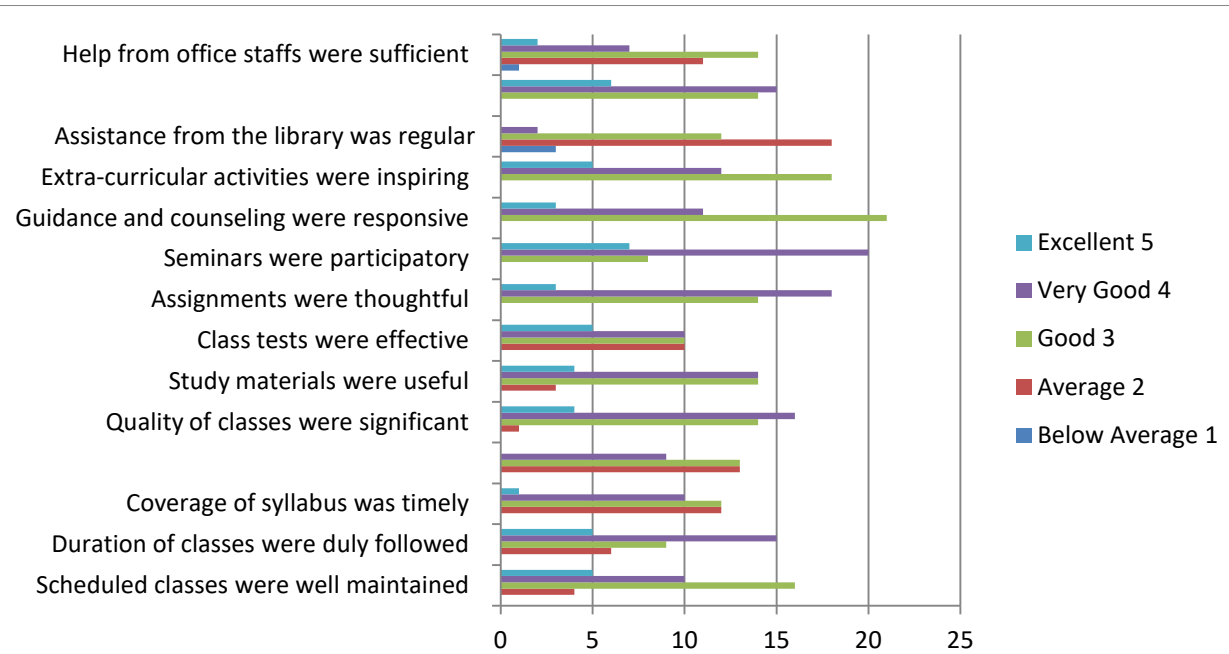
Sanskrit



This report presents an analysis of student feedback collected for the Sanskrit Department, focusing on 12 responses. The feedback indicates a positive perception of the department's performance, with results ranging from "Good" to "Very Good" to "Excellent."

6

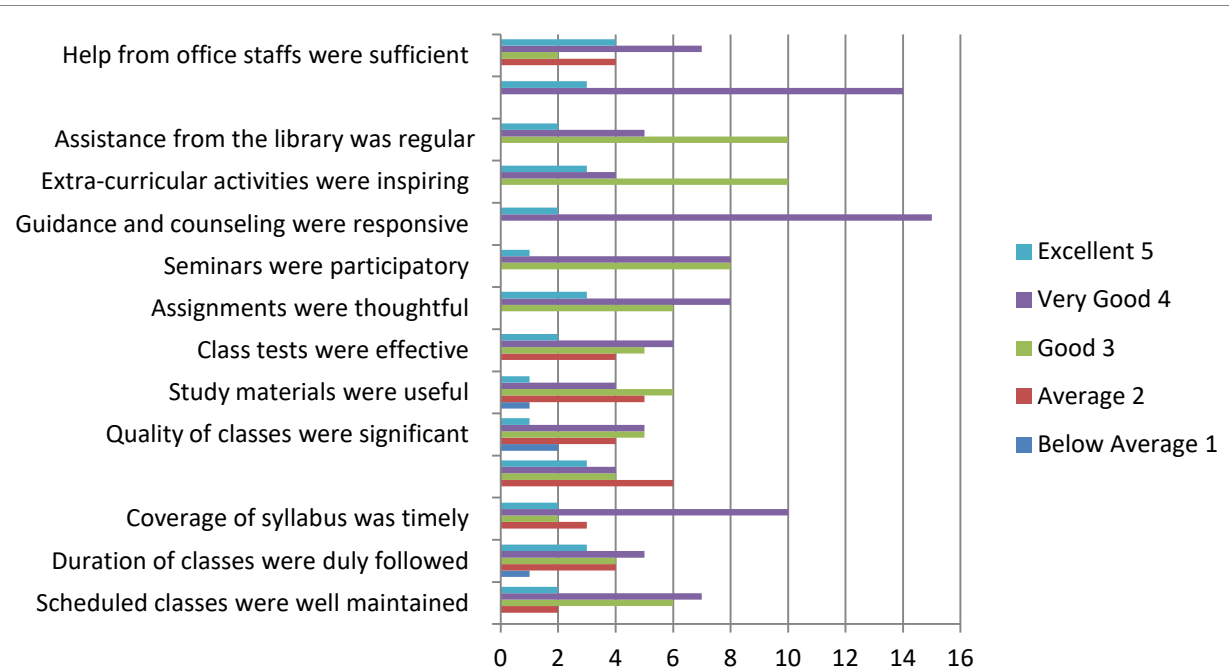
Bengali



This report presents an analysis of student feedback collected for the Bengali Department, focusing on 35 responses. The feedback indicates a satisfactory to very good level of satisfaction with the department's performance. The strength of teaching faculty increased in this academic year, which enhances the departmental performance a lot.

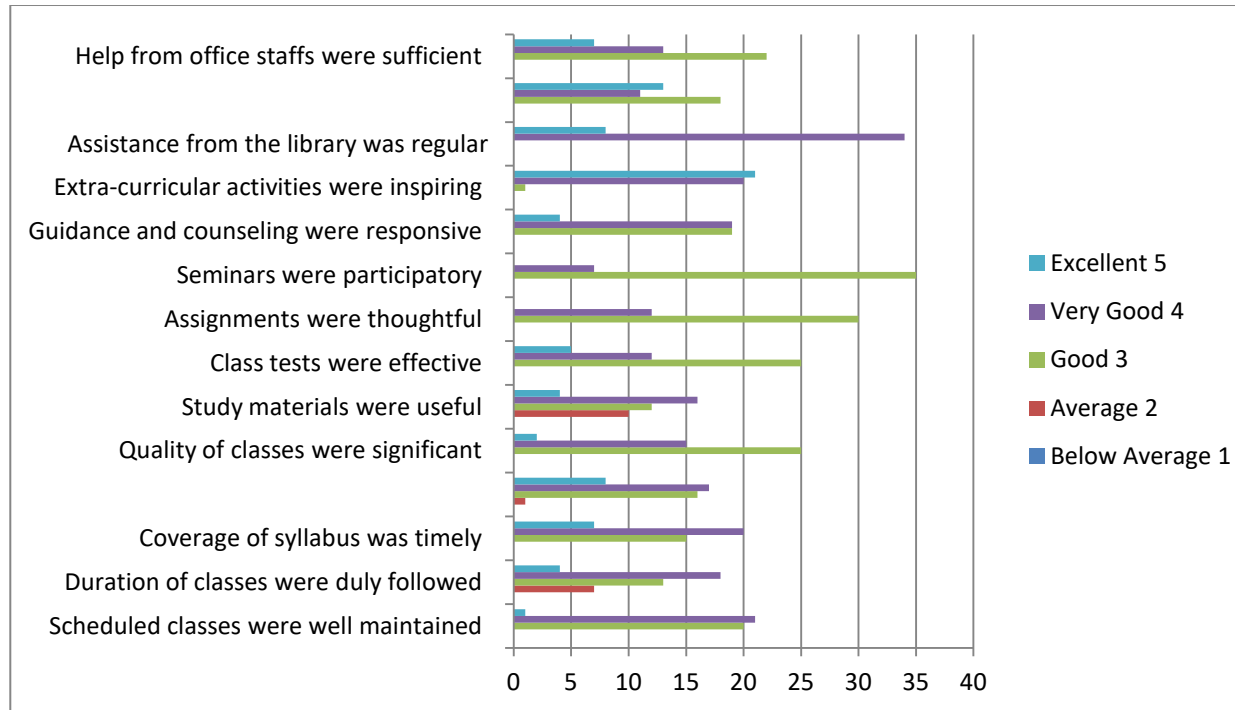
7

Political
Science



The feedback received from students for the political Science Department indicates a generally positive perception and satisfaction with the department's performance. While the majority of feedback falls within the "Very Good" and "Satisfactory" categories, there is room for improvement in certain areas to elevate the department's performance further.

Physical
Education,
Mathematics,
Urdu, Arabic,
Physics,
Computer
Science (42)

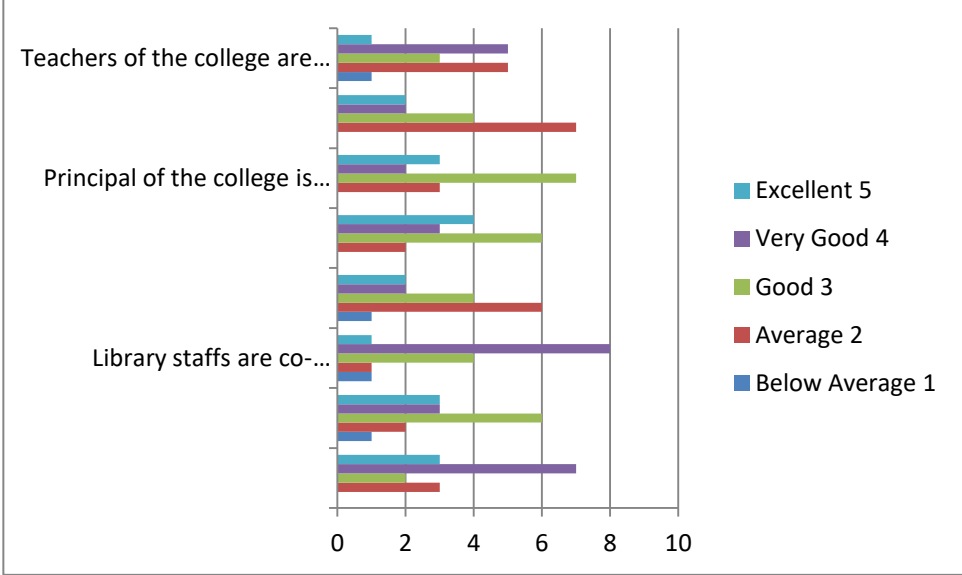


The feedback received from students for the Department of Physical Education, Mathematics, Urdu, Arabic, Physics, and Computer Science (42) indicates a generally positive perception and satisfaction with the department's performance. While the majority of feedback falls within the "Good" and "very good" categories, there is room for improvement in certain areas to elevate the department's performance further.

9	College Overall	<table border="1"> <caption>Estimated Data for Student Feedback Parameters</caption> <thead> <tr> <th>Parameter</th> <th>Excellent 5</th> <th>Very Good 4</th> <th>Good 3</th> <th>Average 2</th> <th>Below Average 1</th> </tr> </thead> <tbody> <tr> <td>Help from office staffs were sufficient</td> <td>20</td> <td>60</td> <td>70</td> <td>10</td> <td>0</td> </tr> <tr> <td>Assistance from the library was regular</td> <td>10</td> <td>40</td> <td>85</td> <td>30</td> <td>0</td> </tr> <tr> <td>Extra-curricular activities were inspiring</td> <td>15</td> <td>45</td> <td>80</td> <td>30</td> <td>0</td> </tr> <tr> <td>Guidance and counseling were responsive</td> <td>15</td> <td>80</td> <td>55</td> <td>20</td> <td>0</td> </tr> <tr> <td>Seminars were participatory</td> <td>15</td> <td>65</td> <td>70</td> <td>20</td> <td>0</td> </tr> <tr> <td>Assignments were thoughtful</td> <td>20</td> <td>65</td> <td>65</td> <td>15</td> <td>0</td> </tr> <tr> <td>Class tests were effective</td> <td>15</td> <td>60</td> <td>80</td> <td>15</td> <td>0</td> </tr> <tr> <td>Study materials were useful</td> <td>15</td> <td>65</td> <td>80</td> <td>10</td> <td>0</td> </tr> <tr> <td>Quality of classes were significant</td> <td>15</td> <td>65</td> <td>75</td> <td>20</td> <td>0</td> </tr> <tr> <td>Coverage of syllabus was timely</td> <td>15</td> <td>60</td> <td>50</td> <td>45</td> <td>0</td> </tr> <tr> <td>Duration of classes were duly followed</td> <td>15</td> <td>70</td> <td>55</td> <td>30</td> <td>0</td> </tr> <tr> <td>Scheduled classes were well maintained</td> <td>15</td> <td>70</td> <td>80</td> <td>15</td> <td>0</td> </tr> </tbody> </table>	Parameter	Excellent 5	Very Good 4	Good 3	Average 2	Below Average 1	Help from office staffs were sufficient	20	60	70	10	0	Assistance from the library was regular	10	40	85	30	0	Extra-curricular activities were inspiring	15	45	80	30	0	Guidance and counseling were responsive	15	80	55	20	0	Seminars were participatory	15	65	70	20	0	Assignments were thoughtful	20	65	65	15	0	Class tests were effective	15	60	80	15	0	Study materials were useful	15	65	80	10	0	Quality of classes were significant	15	65	75	20	0	Coverage of syllabus was timely	15	60	50	45	0	Duration of classes were duly followed	15	70	55	30	0	Scheduled classes were well maintained	15	70	80	15	0	<p>The feedback received from students across various parameters indicates a generally positive perception of the college's performance. While the majority of feedback is positive, there are areas that require attention and improvement to enhance the overall satisfaction levels further.</p>
Parameter	Excellent 5	Very Good 4	Good 3	Average 2	Below Average 1																																																																												
Help from office staffs were sufficient	20	60	70	10	0																																																																												
Assistance from the library was regular	10	40	85	30	0																																																																												
Extra-curricular activities were inspiring	15	45	80	30	0																																																																												
Guidance and counseling were responsive	15	80	55	20	0																																																																												
Seminars were participatory	15	65	70	20	0																																																																												
Assignments were thoughtful	20	65	65	15	0																																																																												
Class tests were effective	15	60	80	15	0																																																																												
Study materials were useful	15	65	80	10	0																																																																												
Quality of classes were significant	15	65	75	20	0																																																																												
Coverage of syllabus was timely	15	60	50	45	0																																																																												
Duration of classes were duly followed	15	70	55	30	0																																																																												
Scheduled classes were well maintained	15	70	80	15	0																																																																												
10	Conclusion	<p>This report offers a comprehensive overview of the student feedback received across different parameters related to the college's performance. It serves as a valuable resource for the college administration, faculty, and stakeholders to understand student perceptions, identify strengths and areas for improvement, and make informed decisions to enhance the overall educational experience and satisfaction levels within the college community.</p>																																																																															

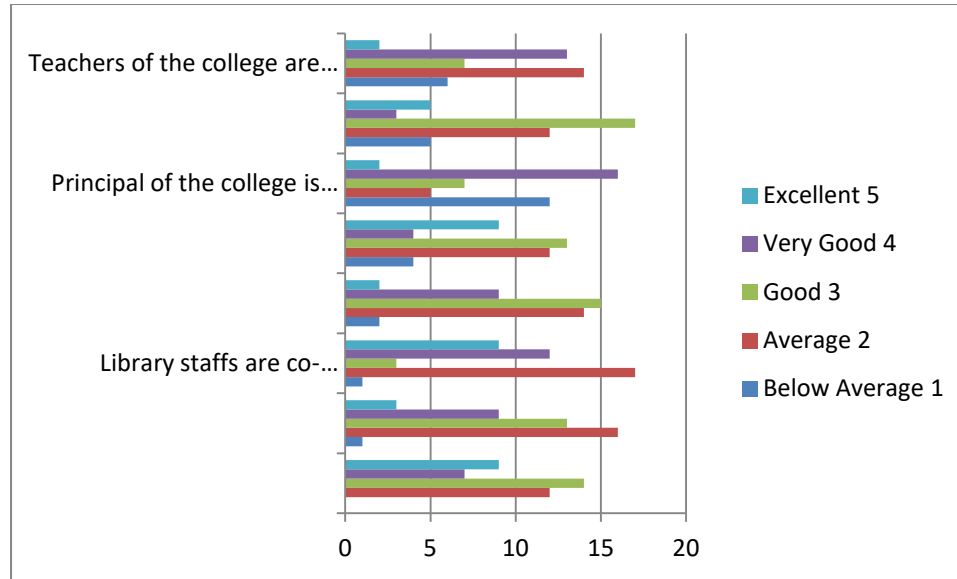
Parents' Feedback Analysis 2020-21
Hiralal Bhakat College
Nalhati, Birbhum

Analyzing parents' feedback against specific parameters such as class routine, regularity, library staff cooperation, cleanliness, hygiene, approachability of principal, office staff cooperation, and teacher approachability reflects valuable insights into areas of strength and opportunities for improvement. By adopting a systematic approach to data analysis, our colleges can effectively address parents' concerns, enhance the overall educational experience, and build trust within the educational community. Parents' feedback analysis of each departments as well as the college has been summarized as below:

Sl. No.	Departments	Feedback Scenarios	Remarks																								
1	Philosophy	 <p>The chart displays the following data for the Philosophy department:</p> <table border="1"> <thead> <tr> <th>Scenario</th> <th>Excellent 5</th> <th>Very Good 4</th> <th>Good 3</th> <th>Average 2</th> <th>Below Average 1</th> </tr> </thead> <tbody> <tr> <td>Teachers of the college are...</td> <td>1</td> <td>5</td> <td>3</td> <td>5</td> <td>1</td> </tr> <tr> <td>Principal of the college is...</td> <td>2</td> <td>2</td> <td>7</td> <td>3</td> <td>2</td> </tr> <tr> <td>Library staffs are co-...</td> <td>1</td> <td>8</td> <td>4</td> <td>6</td> <td>1</td> </tr> </tbody> </table>	Scenario	Excellent 5	Very Good 4	Good 3	Average 2	Below Average 1	Teachers of the college are...	1	5	3	5	1	Principal of the college is...	2	2	7	3	2	Library staffs are co-...	1	8	4	6	1	<p>Parents' feedback in Philosophy department based on a rating scale ranging from "Below Average" to "Excellent" against specific parameters has been analyzed. Here the overall reflection of the concerned parents indicates a satisfactory level. Some below rating feedbacks are also indicates some weaknesses which must be overcome very soon from our college end.</p>
Scenario	Excellent 5	Very Good 4	Good 3	Average 2	Below Average 1																						
Teachers of the college are...	1	5	3	5	1																						
Principal of the college is...	2	2	7	3	2																						
Library staffs are co-...	1	8	4	6	1																						

2

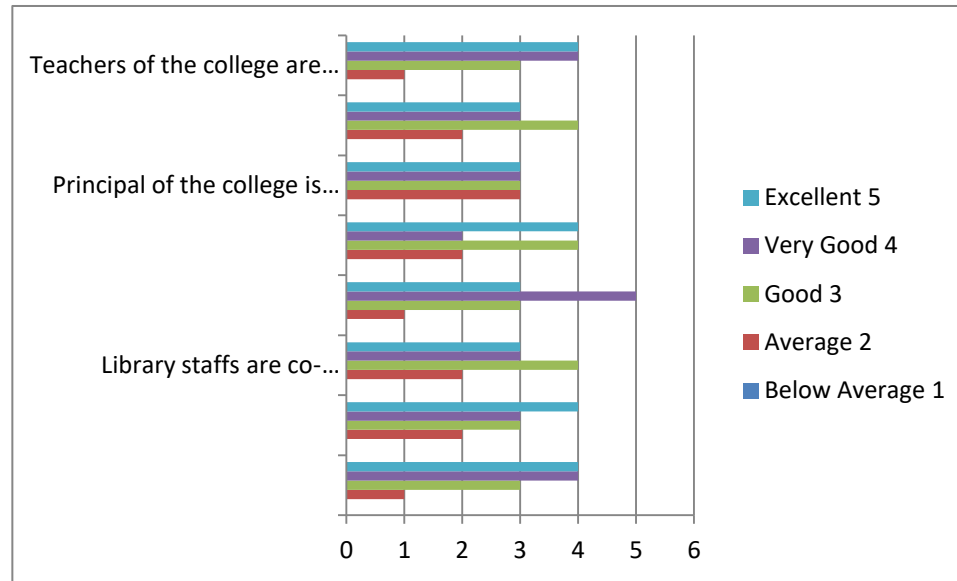
History



This report presents an analysis of parent feedback collected for the History Department, focusing on 21 responses. The feedback indicates a positive perception of the department's performance, with results ranging from "Good" to "Very Good."

3

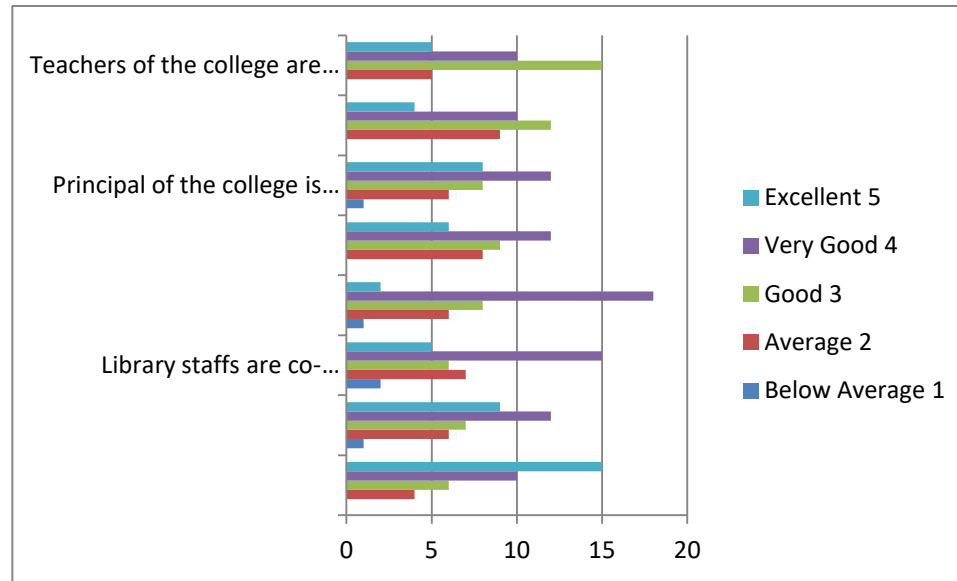
Geography



The feedback received from parents for the Geography Department indicates a high level of satisfaction and appreciation for the department's performance. The accolades received for teaching excellence, curriculum relevance, faculty support, and facilities highlight the department's commitment to providing a high-quality educational experience that meets and exceeds parents' expectations.

4

English

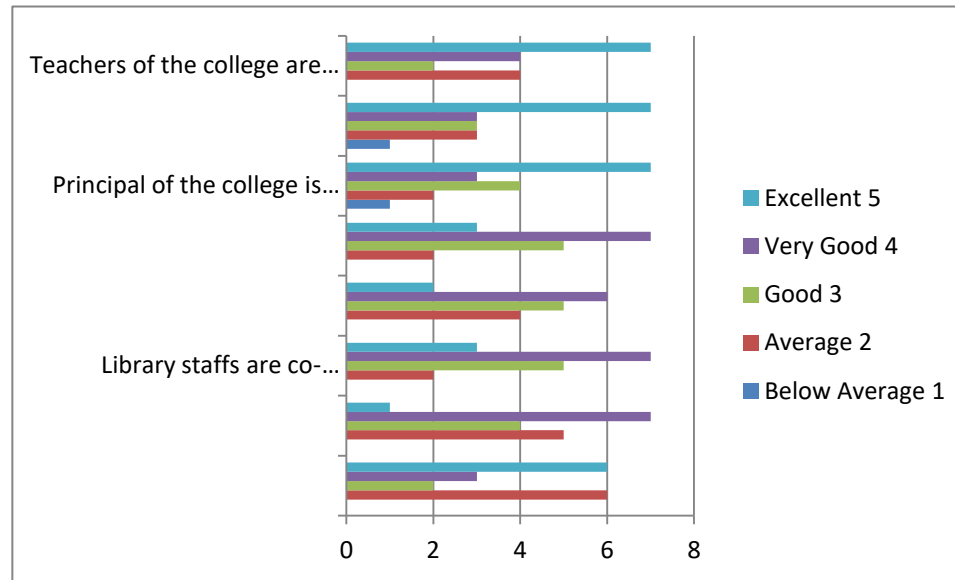


The feedback received from parents for the English Department indicates a high level of satisfaction and appreciation for the department's performance. The accolades received for teaching excellence, curriculum relevance, faculty support, and facilities highlight the department's commitment to providing a high-quality educational experience that meets and exceeds parents' expectations.

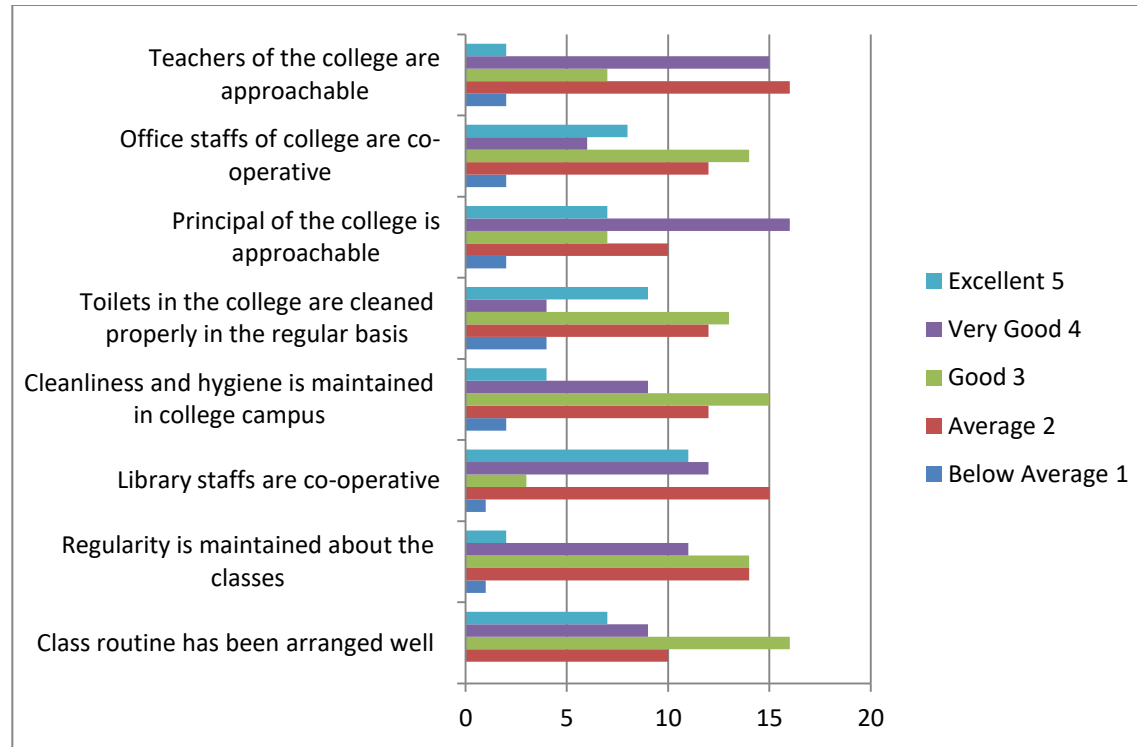
<p>5</p> <p>Sanskrit</p>	<p>Teachers of the college are...</p> <p>Principal of the college is...</p> <p>Library staffs are co-...</p> <p>Legend: ■ Excellent 5 ■ Very Good 4 ■ Good 3 ■ Average 2 ■ Below Average 1</p>	<p>This report presents an analysis of parent feedback collected for the Sanskrit Department, focusing on 12 responses. The feedback indicates a positive perception of the department's performance, with results ranging from "Good" to "Very Good" to "Excellent."</p>
<p>6</p> <p>Bengali</p>	<p>Teachers of the college are...</p> <p>Principal of the college is...</p> <p>Library staffs are co-operative</p> <p>Legend: ■ Excellent 5 ■ Very Good 4 ■ Good 3 ■ Average 2 ■ Below Average 1</p>	<p>This report presents an analysis of parent feedback collected for the Bengali Department, focusing on 43 responses. The feedback indicates a satisfactory to very good level of satisfaction with the department's performance.</p>

7

Political
Science



The feedback received from parents for the political Science Department indicates a generally positive perception and satisfaction with the department's performance. While the majority of feedback falls within the "Very Good" and "Satisfactory" categories, there is room for improvement in certain areas to elevate the department's performance further.



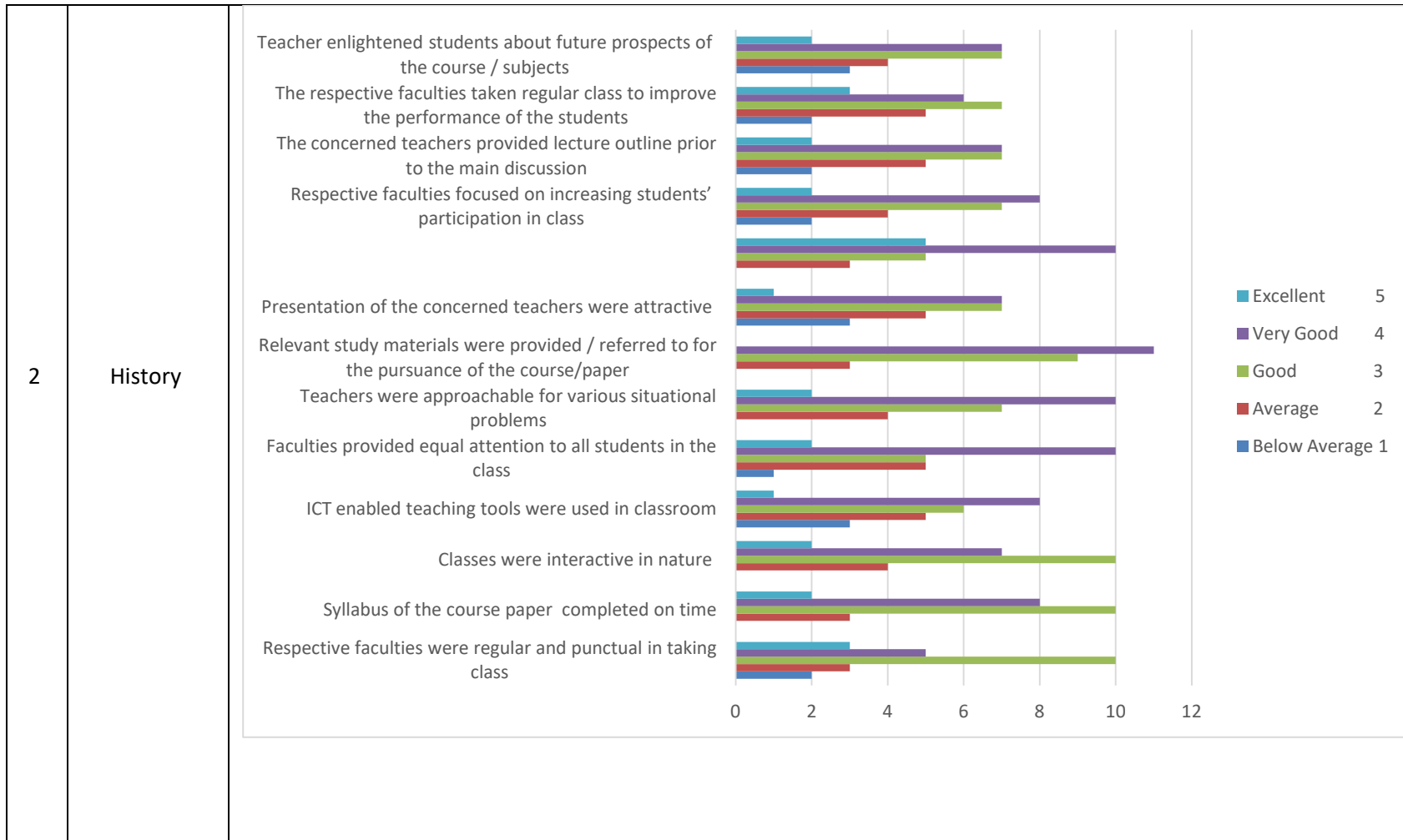
The feedback received from parents for the Department of Physical Education, Mathematics, Urdu, Arabic, Physics, and Computer Science indicates a generally positive perception and satisfaction with the departments' performance. The feedback indicates a satisfactory to very good level of satisfaction with the departments' and college's performance.

9	College Overall	<table border="1"> <caption>Parent Feedback Data (Estimated Percentages)</caption> <thead> <tr> <th>Parameter</th> <th>Excellent 5</th> <th>Very Good 4</th> <th>Good 3</th> <th>Average 2</th> <th>Below Average 1</th> </tr> </thead> <tbody> <tr> <td>Teachers of the college are approachable</td> <td>32</td> <td>45</td> <td>45</td> <td>40</td> <td>10</td> </tr> <tr> <td>Office staffs of college are co-operative</td> <td>32</td> <td>52</td> <td>52</td> <td>42</td> <td>10</td> </tr> <tr> <td>Principal of the college is approachable</td> <td>30</td> <td>48</td> <td>42</td> <td>32</td> <td>18</td> </tr> <tr> <td>Toilets in the college are cleaned properly in the regular basis</td> <td>38</td> <td>48</td> <td>50</td> <td>42</td> <td>5</td> </tr> <tr> <td>Cleanliness and hygiene is maintained in college campus</td> <td>20</td> <td>52</td> <td>50</td> <td>45</td> <td>5</td> </tr> <tr> <td>Library staffs are co-operative</td> <td>35</td> <td>60</td> <td>35</td> <td>38</td> <td>5</td> </tr> <tr> <td>Regularity is maintained about the classes</td> <td>30</td> <td>48</td> <td>45</td> <td>42</td> <td>5</td> </tr> <tr> <td>Class routine has been arranged well</td> <td>45</td> <td>55</td> <td>35</td> <td>35</td> <td>5</td> </tr> </tbody> </table>	Parameter	Excellent 5	Very Good 4	Good 3	Average 2	Below Average 1	Teachers of the college are approachable	32	45	45	40	10	Office staffs of college are co-operative	32	52	52	42	10	Principal of the college is approachable	30	48	42	32	18	Toilets in the college are cleaned properly in the regular basis	38	48	50	42	5	Cleanliness and hygiene is maintained in college campus	20	52	50	45	5	Library staffs are co-operative	35	60	35	38	5	Regularity is maintained about the classes	30	48	45	42	5	Class routine has been arranged well	45	55	35	35	5	<p>The feedback received from parents across various parameters indicates a generally positive perception of the college's performance. While the majority of feedback is positive, there are areas that require attention and improvement to enhance the overall satisfaction levels further.</p>
Parameter	Excellent 5	Very Good 4	Good 3	Average 2	Below Average 1																																																				
Teachers of the college are approachable	32	45	45	40	10																																																				
Office staffs of college are co-operative	32	52	52	42	10																																																				
Principal of the college is approachable	30	48	42	32	18																																																				
Toilets in the college are cleaned properly in the regular basis	38	48	50	42	5																																																				
Cleanliness and hygiene is maintained in college campus	20	52	50	45	5																																																				
Library staffs are co-operative	35	60	35	38	5																																																				
Regularity is maintained about the classes	30	48	45	42	5																																																				
Class routine has been arranged well	45	55	35	35	5																																																				
10	Conclusion	<p>This report offers a comprehensive overview of the parents' feedback received across different parameters related to the college's performance. It serves as a valuable resource for the college administration, faculty, and stakeholders to understand parent perceptions, identify strengths and areas for improvement, and make informed decisions to enhance the overall educational experience and satisfaction levels within the college community.</p>																																																							

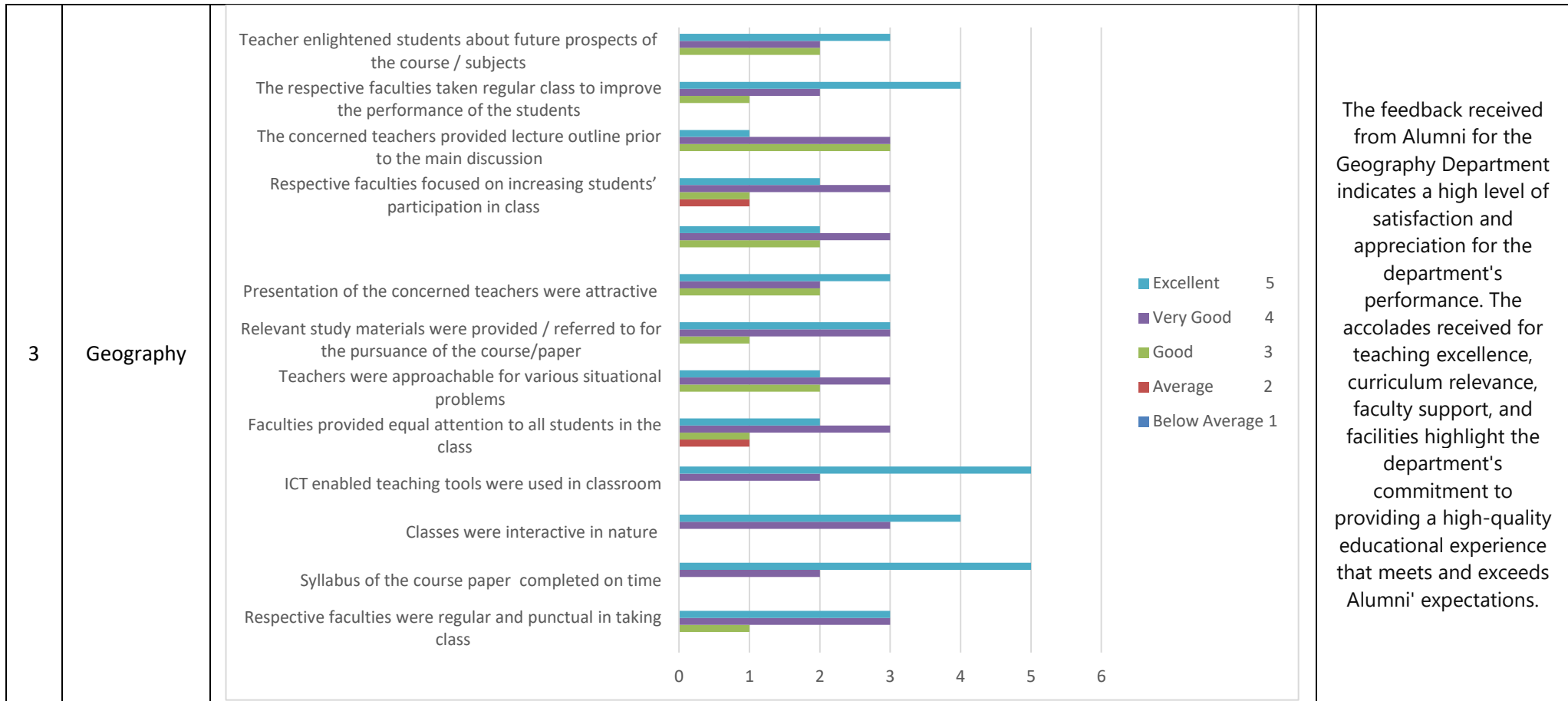
Alumni Feedback Analysis 2020-21
Hiralal Bhakat College
Nalhati, Birbhum

Analyzing Alumni feedback against specific parameters such as class routine, regularity, library staff cooperation, cleanliness, hygiene, approachability of principal, office staff cooperation, and teacher approachability reflects valuable insights into areas of strength and opportunities for improvement. By adopting a systematic approach to data analysis, our colleges can effectively address Alumni concerns, enhance the overall educational experience, and build trust within the educational community. Alumni feedback analysis of each department as well as the college has been summarized as below:

Sl. No.	Departments	Feedback Scenarios	Remarks																																																																														
1	Philosophy	<p>The chart displays the following data for each scenario:</p> <table border="1"> <thead> <tr> <th>Scenario</th> <th>Excellent (5)</th> <th>Very Good (4)</th> <th>Good (3)</th> <th>Average (2)</th> <th>Below Average (1)</th> </tr> </thead> <tbody> <tr> <td>Teacher enlightened students about future prospects of the course / subjects</td> <td>1</td> <td>3</td> <td>4</td> <td>5</td> <td>2</td> </tr> <tr> <td>The respective faculties taken regular class to improve the performance of the students</td> <td>2</td> <td>3</td> <td>5</td> <td>5</td> <td>2</td> </tr> <tr> <td>The concerned teachers provided lecture outline prior to the main discussion</td> <td>1</td> <td>2</td> <td>6</td> <td>6</td> <td>2</td> </tr> <tr> <td>Respective faculties focused on increasing students' participation in class</td> <td>1</td> <td>3</td> <td>4</td> <td>7</td> <td>2</td> </tr> <tr> <td>Presentation of the concerned teachers were attractive</td> <td>2</td> <td>3</td> <td>6</td> <td>4</td> <td>2</td> </tr> <tr> <td>Relevant study materials were provided / referred to for the pursuance of the course/paper</td> <td>4</td> <td>2</td> <td>4</td> <td>5</td> <td>2</td> </tr> <tr> <td>Teachers were approachable for various situational problems</td> <td>1</td> <td>3</td> <td>7</td> <td>4</td> <td>2</td> </tr> <tr> <td>Faculties provided equal attention to all students in the class</td> <td>1</td> <td>3</td> <td>6</td> <td>5</td> <td>2</td> </tr> <tr> <td>ICT enabled teaching tools were used in classroom</td> <td>1</td> <td>4</td> <td>5</td> <td>5</td> <td>2</td> </tr> <tr> <td>Classes were interactive in nature</td> <td>2</td> <td>4</td> <td>6</td> <td>3</td> <td>2</td> </tr> <tr> <td>Syllabus of the course paper completed on time</td> <td>2</td> <td>5</td> <td>5</td> <td>3</td> <td>2</td> </tr> <tr> <td>Respective faculties were regular and punctual in taking class</td> <td>4</td> <td>6</td> <td>3</td> <td>2</td> <td>2</td> </tr> </tbody> </table>	Scenario	Excellent (5)	Very Good (4)	Good (3)	Average (2)	Below Average (1)	Teacher enlightened students about future prospects of the course / subjects	1	3	4	5	2	The respective faculties taken regular class to improve the performance of the students	2	3	5	5	2	The concerned teachers provided lecture outline prior to the main discussion	1	2	6	6	2	Respective faculties focused on increasing students' participation in class	1	3	4	7	2	Presentation of the concerned teachers were attractive	2	3	6	4	2	Relevant study materials were provided / referred to for the pursuance of the course/paper	4	2	4	5	2	Teachers were approachable for various situational problems	1	3	7	4	2	Faculties provided equal attention to all students in the class	1	3	6	5	2	ICT enabled teaching tools were used in classroom	1	4	5	5	2	Classes were interactive in nature	2	4	6	3	2	Syllabus of the course paper completed on time	2	5	5	3	2	Respective faculties were regular and punctual in taking class	4	6	3	2	2	<p>Alumni feedback in Philosophy department based on a rating scale ranging from "Below Average" to "Excellent" against specific parameters has been analyzed. Here the overall reflection of the concerned Alumni indicates a satisfactory level. Some below rating feedbacks are also indicates some weaknesses which must be overcome very soon from our college end.</p>
Scenario	Excellent (5)	Very Good (4)	Good (3)	Average (2)	Below Average (1)																																																																												
Teacher enlightened students about future prospects of the course / subjects	1	3	4	5	2																																																																												
The respective faculties taken regular class to improve the performance of the students	2	3	5	5	2																																																																												
The concerned teachers provided lecture outline prior to the main discussion	1	2	6	6	2																																																																												
Respective faculties focused on increasing students' participation in class	1	3	4	7	2																																																																												
Presentation of the concerned teachers were attractive	2	3	6	4	2																																																																												
Relevant study materials were provided / referred to for the pursuance of the course/paper	4	2	4	5	2																																																																												
Teachers were approachable for various situational problems	1	3	7	4	2																																																																												
Faculties provided equal attention to all students in the class	1	3	6	5	2																																																																												
ICT enabled teaching tools were used in classroom	1	4	5	5	2																																																																												
Classes were interactive in nature	2	4	6	3	2																																																																												
Syllabus of the course paper completed on time	2	5	5	3	2																																																																												
Respective faculties were regular and punctual in taking class	4	6	3	2	2																																																																												

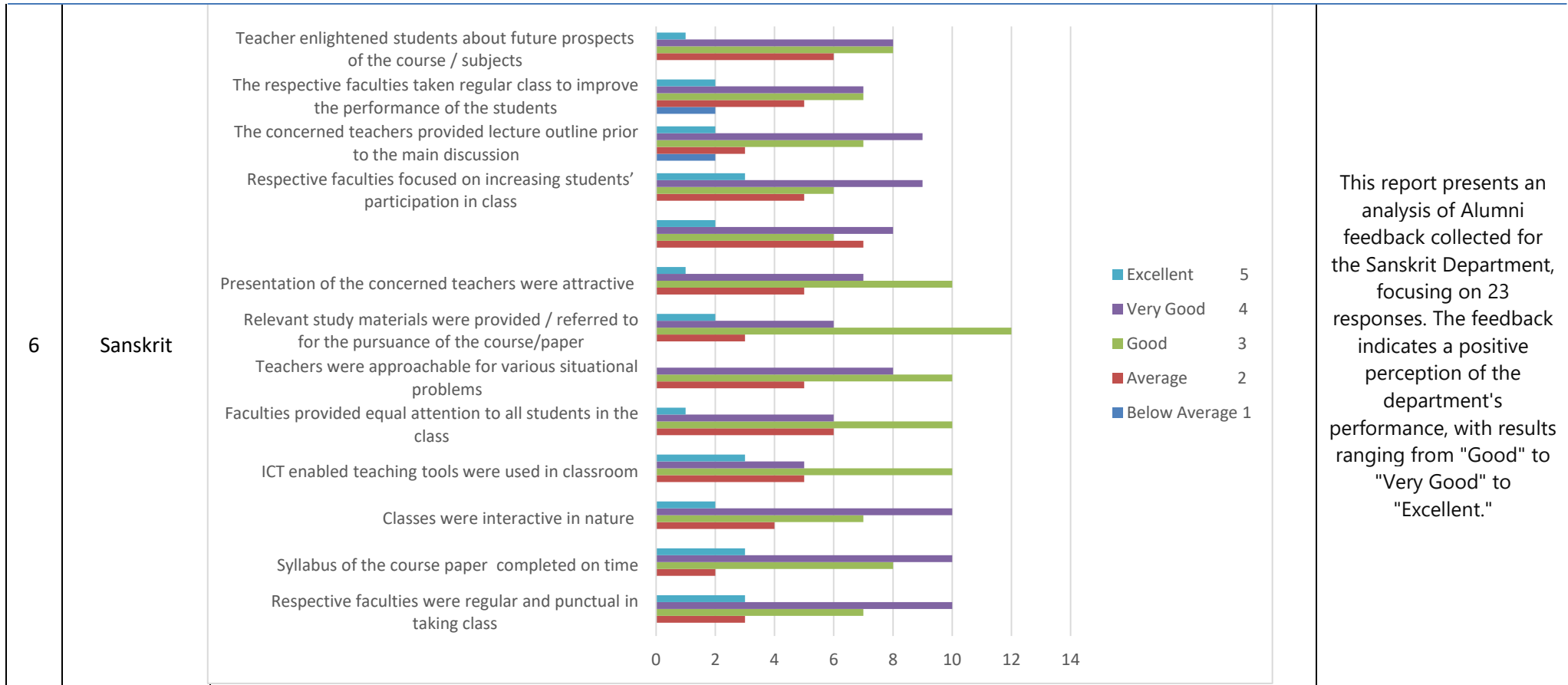


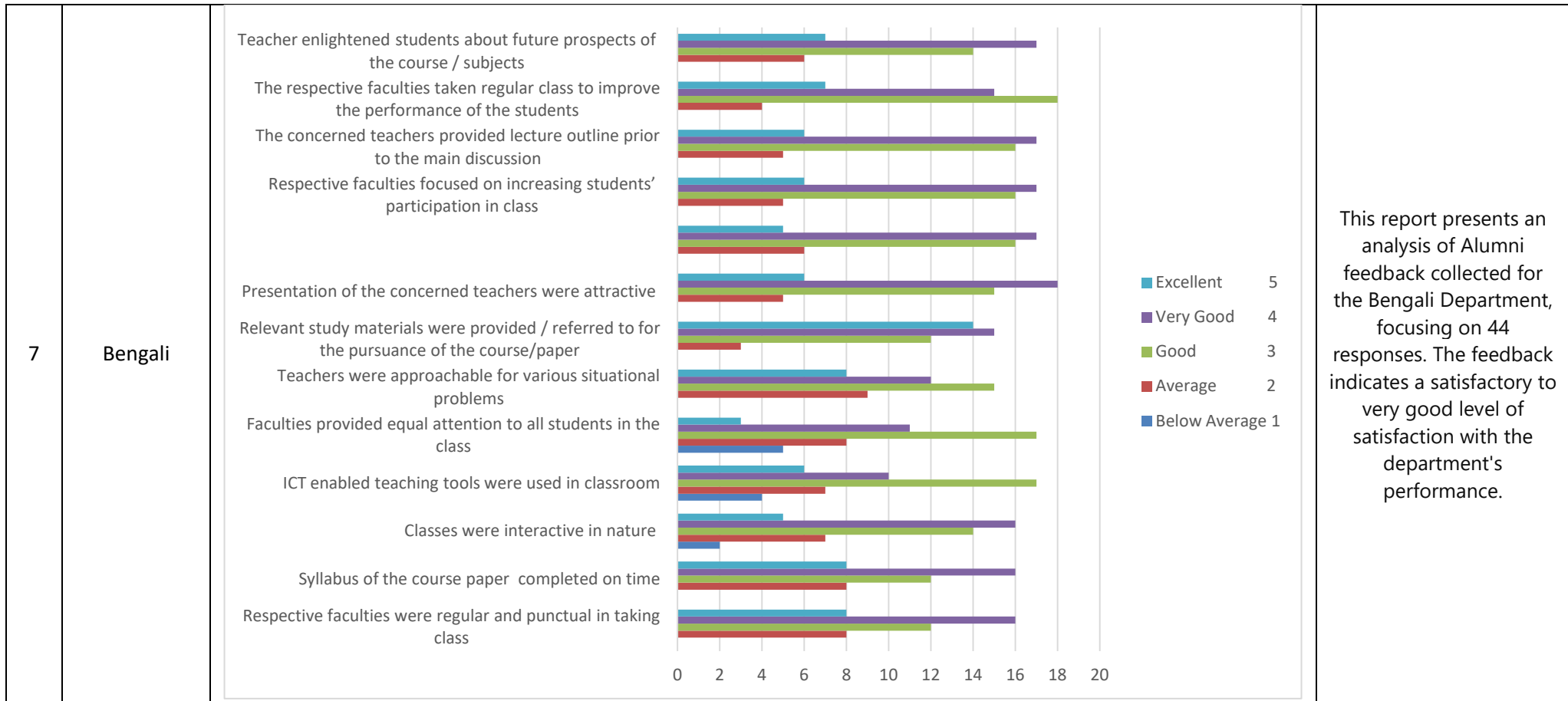
This report presents an analysis of Alumni feedback collected for the History Department, focusing on 23 responses. The feedback indicates a positive perception of the department's performance, with results ranging from "Good" to "Very Good."



The feedback received from Alumni for the Geography Department indicates a high level of satisfaction and appreciation for the department's performance. The accolades received for teaching excellence, curriculum relevance, faculty support, and facilities highlight the department's commitment to providing a high-quality educational experience that meets and exceeds Alumni' expectations.

4	English	<p>The chart displays the following data for each criterion:</p> <table border="1"> <thead> <tr> <th>Criterion</th> <th>Excellent (5)</th> <th>Very Good (4)</th> <th>Good (3)</th> <th>Average (2)</th> <th>Below Average (1)</th> </tr> </thead> <tbody> <tr> <td>Teacher enlightened students about future prospects of the course / subjects</td> <td>4</td> <td>15</td> <td>12</td> <td>4</td> <td>0</td> </tr> <tr> <td>The respective faculties taken regular class to improve the performance of the students</td> <td>4</td> <td>12</td> <td>14</td> <td>5</td> <td>0</td> </tr> <tr> <td>The concerned teachers provided lecture outline prior to the main discussion</td> <td>2</td> <td>14</td> <td>14</td> <td>5</td> <td>0</td> </tr> <tr> <td>Respective faculties focused on increasing students' participation in class</td> <td>6</td> <td>13</td> <td>12</td> <td>4</td> <td>0</td> </tr> <tr> <td>Presentation of the concerned teachers were attractive</td> <td>5</td> <td>16</td> <td>10</td> <td>4</td> <td>0</td> </tr> <tr> <td>Relevant study materials were provided / referred to for the pursuance of the course/paper</td> <td>5</td> <td>15</td> <td>12</td> <td>3</td> <td>0</td> </tr> <tr> <td>Teachers were approachable for various situational problems</td> <td>5</td> <td>14</td> <td>12</td> <td>4</td> <td>0</td> </tr> <tr> <td>Faculties provided equal attention to all students in the class</td> <td>3</td> <td>14</td> <td>14</td> <td>4</td> <td>0</td> </tr> <tr> <td>ICT enabled teaching tools were used in classroom</td> <td>2</td> <td>12</td> <td>13</td> <td>5</td> <td>3</td> </tr> <tr> <td>Classes were interactive in nature</td> <td>6</td> <td>13</td> <td>12</td> <td>4</td> <td>0</td> </tr> <tr> <td>Syllabus of the course paper completed on time</td> <td>6</td> <td>9</td> <td>14</td> <td>6</td> <td>0</td> </tr> <tr> <td>Respective faculties were regular and punctual in taking class</td> <td>7</td> <td>11</td> <td>13</td> <td>4</td> <td>0</td> </tr> </tbody> </table>	Criterion	Excellent (5)	Very Good (4)	Good (3)	Average (2)	Below Average (1)	Teacher enlightened students about future prospects of the course / subjects	4	15	12	4	0	The respective faculties taken regular class to improve the performance of the students	4	12	14	5	0	The concerned teachers provided lecture outline prior to the main discussion	2	14	14	5	0	Respective faculties focused on increasing students' participation in class	6	13	12	4	0	Presentation of the concerned teachers were attractive	5	16	10	4	0	Relevant study materials were provided / referred to for the pursuance of the course/paper	5	15	12	3	0	Teachers were approachable for various situational problems	5	14	12	4	0	Faculties provided equal attention to all students in the class	3	14	14	4	0	ICT enabled teaching tools were used in classroom	2	12	13	5	3	Classes were interactive in nature	6	13	12	4	0	Syllabus of the course paper completed on time	6	9	14	6	0	Respective faculties were regular and punctual in taking class	7	11	13	4	0	<p>The feedback received from Alumni for the English Department indicates a high level of satisfaction and appreciation for the department's performance. The accolades received for teaching excellence, curriculum relevance, faculty support, and facilities highlight the department's commitment to providing a high-quality educational experience that meets and exceeds Alumni expectations.</p>
Criterion	Excellent (5)	Very Good (4)	Good (3)	Average (2)	Below Average (1)																																																																												
Teacher enlightened students about future prospects of the course / subjects	4	15	12	4	0																																																																												
The respective faculties taken regular class to improve the performance of the students	4	12	14	5	0																																																																												
The concerned teachers provided lecture outline prior to the main discussion	2	14	14	5	0																																																																												
Respective faculties focused on increasing students' participation in class	6	13	12	4	0																																																																												
Presentation of the concerned teachers were attractive	5	16	10	4	0																																																																												
Relevant study materials were provided / referred to for the pursuance of the course/paper	5	15	12	3	0																																																																												
Teachers were approachable for various situational problems	5	14	12	4	0																																																																												
Faculties provided equal attention to all students in the class	3	14	14	4	0																																																																												
ICT enabled teaching tools were used in classroom	2	12	13	5	3																																																																												
Classes were interactive in nature	6	13	12	4	0																																																																												
Syllabus of the course paper completed on time	6	9	14	6	0																																																																												
Respective faculties were regular and punctual in taking class	7	11	13	4	0																																																																												

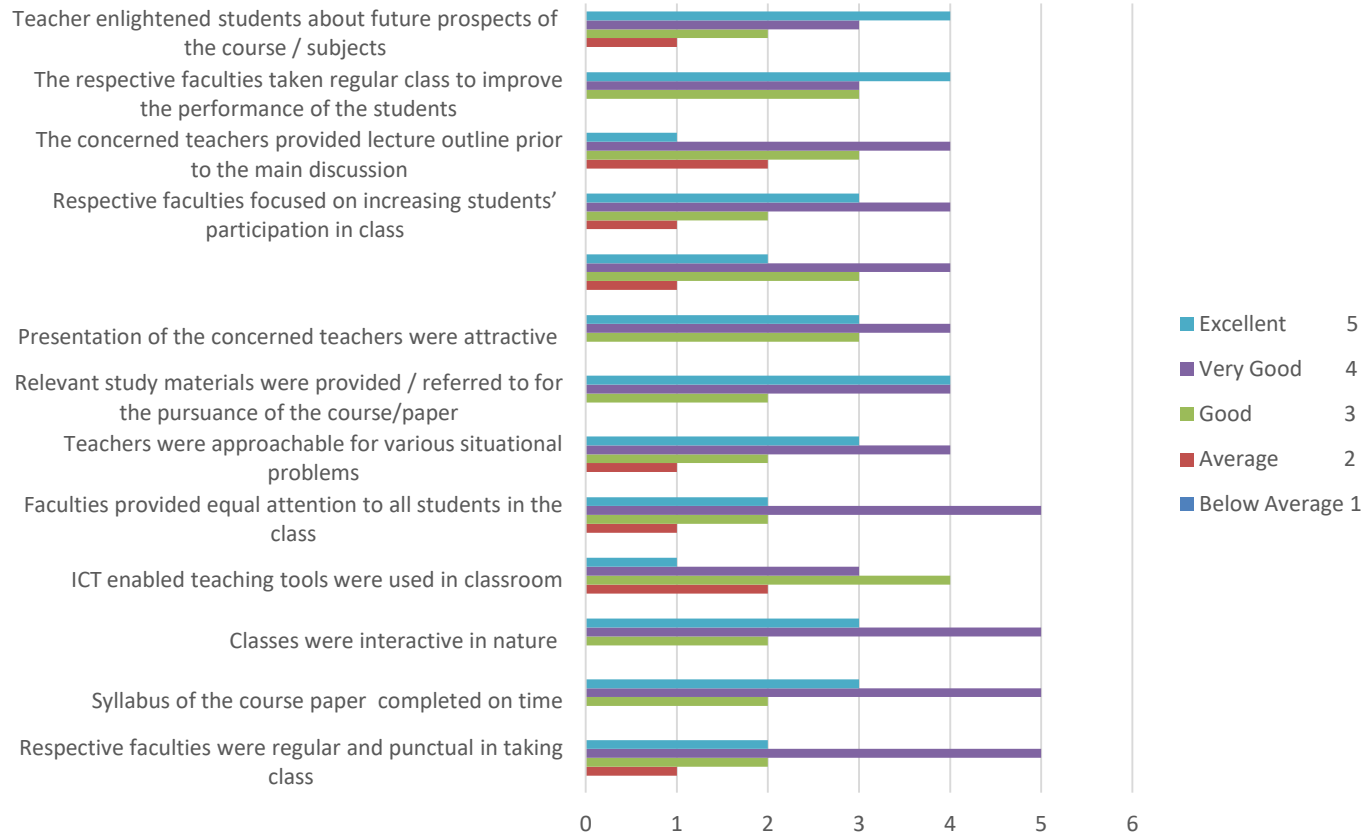




This report presents an analysis of Alumni feedback collected for the Bengali Department, focusing on 44 responses. The feedback indicates a satisfactory to very good level of satisfaction with the department's performance.

8

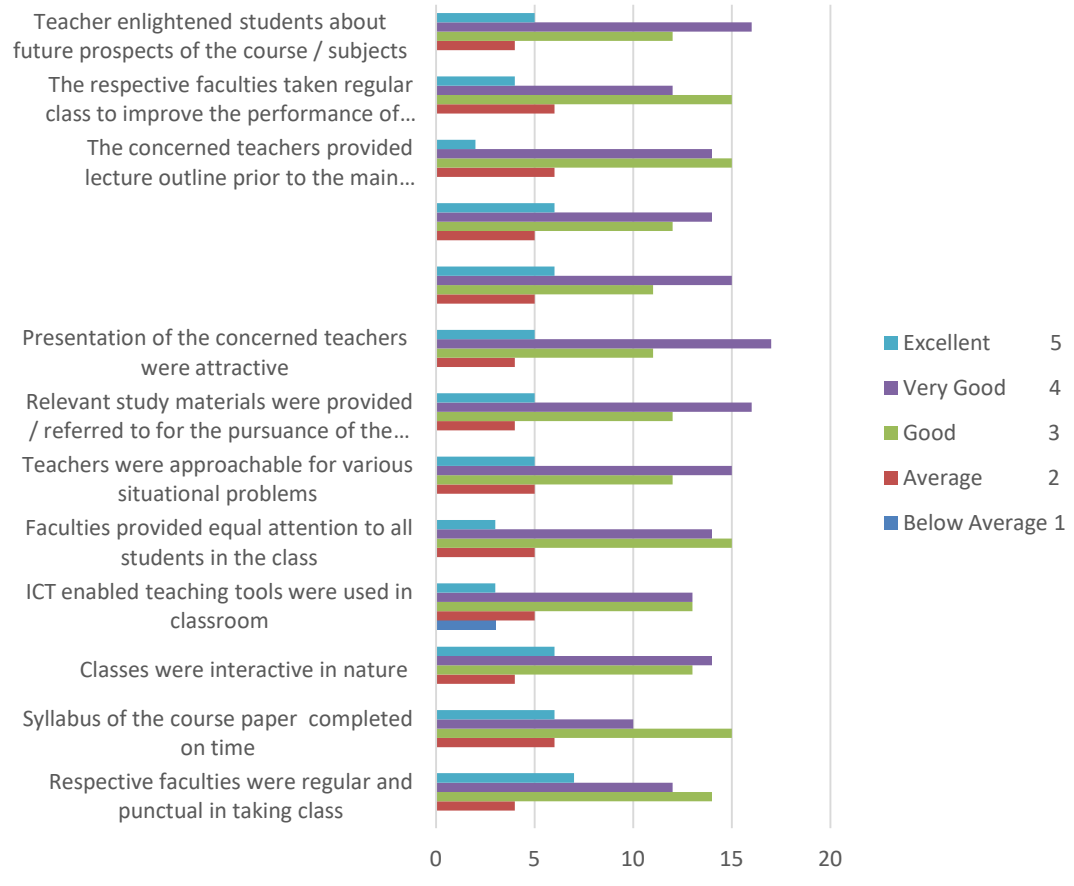
Political Science



The feedback received from Alumni for the political Science Department indicates a generally positive perception and satisfaction with the department's performance. While the majority of feedback falls within the "Very Good" and "Satisfactory" categories, there is room for improvement in certain areas to elevate the department's performance further.

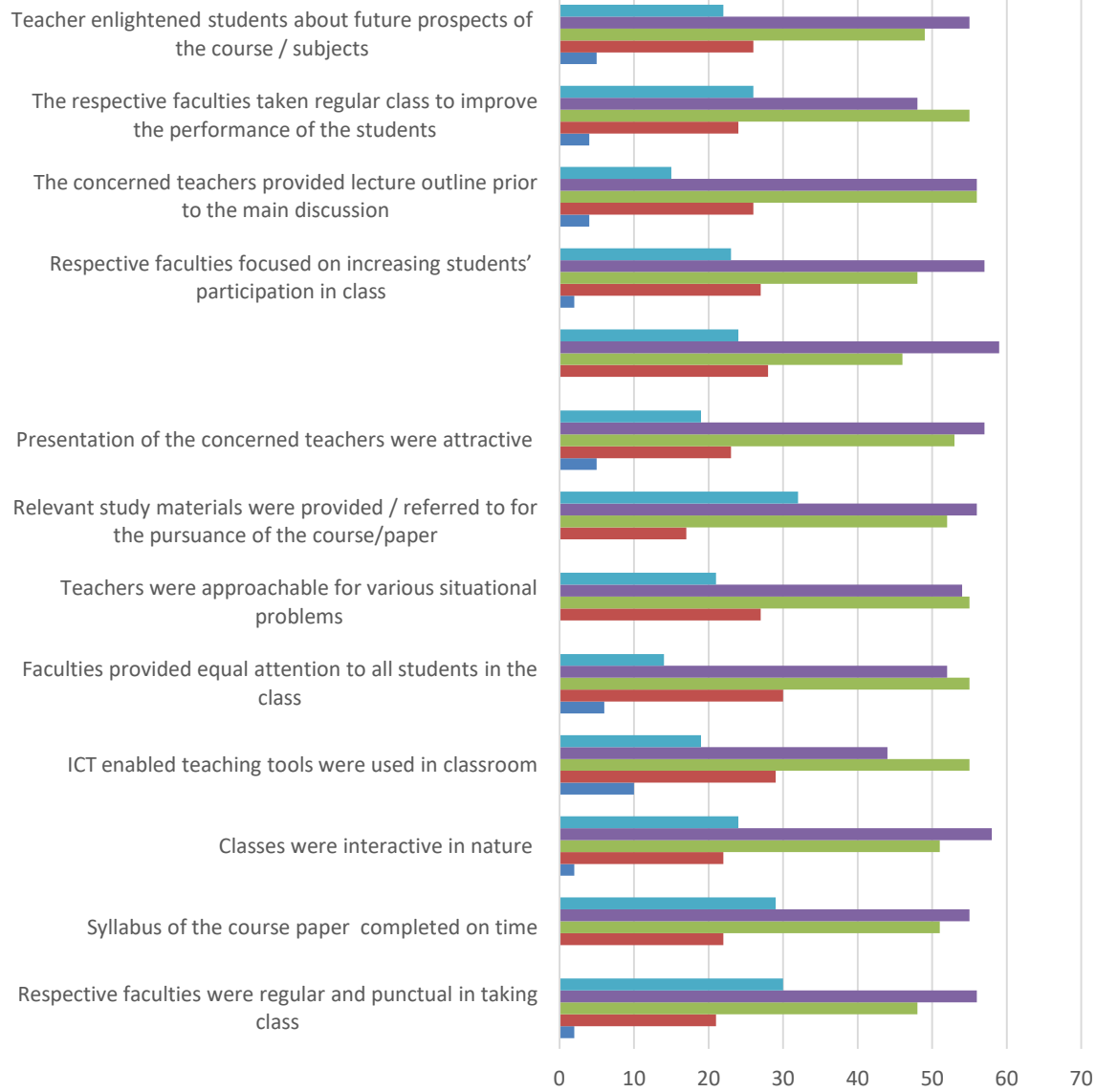
9

Physical Education, Mathematics, Urdu, Arabic, Physics, Computer Science (37)



This report presents an analysis of Alumni feedback collected for these Departments, focusing on 37 responses. The feedback indicates a satisfactory to very good level of satisfaction with the department's performance.

College Overall (194)



The feedback received from Alumni across various parameters indicates a generally positive perception of the college's performance. While the majority of feedback is positive, there are areas that require attention and improvement to enhance the overall satisfaction levels further.

11	Conclusion	This report offers a comprehensive overview of the alumni feedback received across different parameters related to the college's performance. It serves as a valuable resource for the college administration, faculty, and stakeholders to understand parent perceptions, identify strengths and areas for improvement, and make informed decisions to enhance the overall educational experience and satisfaction levels within the college community.	

Employees' Feedback Analysis 2020-21
Hiralal Bhakat College
Nalhati, Birbhum

Employee feedback serves as a valuable tool for understanding the strengths and areas for improvement within an organization, including educational institutions like colleges. It provides insights into various aspects that directly impact the daily experiences of faculty and staff, influencing their productivity, satisfaction, and overall well-being. In this report, we analyze the feedback received from employees regarding the overall college environment, encompassing the physical infrastructure, administrative practices, academic offerings, and research activities. The aim is to identify the areas of excellence and opportunities for enhancement, guiding strategic initiatives to create a supportive and thriving environment for all members of the college.

1	Employees: Full Time-26, SACT-30	<table border="1"> <caption>Survey Results Data</caption> <thead> <tr> <th>Category</th> <th>5 (Excellent)</th> <th>4 (Very Good)</th> <th>3 (Good)</th> <th>2 (Avg)</th> <th>1 (Below Avg)</th> </tr> </thead> <tbody> <tr> <td>College website is updated and well maintained</td> <td>13</td> <td>23</td> <td>20</td> <td>0</td> <td>0</td> </tr> <tr> <td>College takes initiatives to encourage research and academic activities</td> <td>12</td> <td>18</td> <td>14</td> <td>12</td> <td>0</td> </tr> <tr> <td>College supports the participation of faculty in conferences, seminars, workshops,...</td> <td>5</td> <td>16</td> <td>15</td> <td>18</td> <td>2</td> </tr> <tr> <td>Faculty are free to express and share their opinions, ideas and suggestions</td> <td>15</td> <td>18</td> <td>15</td> <td>8</td> <td>0</td> </tr> <tr> <td>College administration is approachable and faculty-friendly</td> <td>10</td> <td>28</td> <td>18</td> <td>0</td> <td>0</td> </tr> <tr> <td>Examination and evaluation system followed by the college as per university...</td> <td>5</td> <td>26</td> <td>25</td> <td>0</td> <td>0</td> </tr> <tr> <td>Labs are adequately equipped for hands-on training of students (if applicable) and...</td> <td>8</td> <td>8</td> <td>20</td> <td>20</td> <td>0</td> </tr> <tr> <td>Toilets are sufficient, clean and well maintained</td> <td>1</td> <td>14</td> <td>19</td> <td>18</td> <td>2</td> </tr> <tr> <td>The procedure of procurement of books etc. in library is fair and transparent</td> <td>4</td> <td>6</td> <td>28</td> <td>12</td> <td>0</td> </tr> <tr> <td>The library is adequately equipped with different learning resources</td> <td>4</td> <td>13</td> <td>16</td> <td>15</td> <td>8</td> </tr> <tr> <td>Teaching Aids and ICT facilities are available to the faculty in the College are adequate...</td> <td>3</td> <td>15</td> <td>22</td> <td>15</td> <td>1</td> </tr> <tr> <td>Classrooms and furniture are adequate, clean and well maintained</td> <td>4</td> <td>18</td> <td>24</td> <td>10</td> <td>0</td> </tr> </tbody> </table>	Category	5 (Excellent)	4 (Very Good)	3 (Good)	2 (Avg)	1 (Below Avg)	College website is updated and well maintained	13	23	20	0	0	College takes initiatives to encourage research and academic activities	12	18	14	12	0	College supports the participation of faculty in conferences, seminars, workshops,...	5	16	15	18	2	Faculty are free to express and share their opinions, ideas and suggestions	15	18	15	8	0	College administration is approachable and faculty-friendly	10	28	18	0	0	Examination and evaluation system followed by the college as per university...	5	26	25	0	0	Labs are adequately equipped for hands-on training of students (if applicable) and...	8	8	20	20	0	Toilets are sufficient, clean and well maintained	1	14	19	18	2	The procedure of procurement of books etc. in library is fair and transparent	4	6	28	12	0	The library is adequately equipped with different learning resources	4	13	16	15	8	Teaching Aids and ICT facilities are available to the faculty in the College are adequate...	3	15	22	15	1	Classrooms and furniture are adequate, clean and well maintained	4	18	24	10	0	<p>The feedback indicates that the college is performing well across various domains, from its physical environment to administration, academics, and research. These positive perceptions can significantly impact employee satisfaction, student enrollment, and the college's reputation. However, there's always room for improvement and growth. By addressing the identified opportunities and continuously striving for excellence, the college can further</p>
Category	5 (Excellent)	4 (Very Good)	3 (Good)	2 (Avg)	1 (Below Avg)																																																																												
College website is updated and well maintained	13	23	20	0	0																																																																												
College takes initiatives to encourage research and academic activities	12	18	14	12	0																																																																												
College supports the participation of faculty in conferences, seminars, workshops,...	5	16	15	18	2																																																																												
Faculty are free to express and share their opinions, ideas and suggestions	15	18	15	8	0																																																																												
College administration is approachable and faculty-friendly	10	28	18	0	0																																																																												
Examination and evaluation system followed by the college as per university...	5	26	25	0	0																																																																												
Labs are adequately equipped for hands-on training of students (if applicable) and...	8	8	20	20	0																																																																												
Toilets are sufficient, clean and well maintained	1	14	19	18	2																																																																												
The procedure of procurement of books etc. in library is fair and transparent	4	6	28	12	0																																																																												
The library is adequately equipped with different learning resources	4	13	16	15	8																																																																												
Teaching Aids and ICT facilities are available to the faculty in the College are adequate...	3	15	22	15	1																																																																												
Classrooms and furniture are adequate, clean and well maintained	4	18	24	10	0																																																																												

			enhance its standing and provide an exceptional experience for everyone involved.
2	Conclusion	In conclusion, the feedback from employees highlights a generally positive perception of the college across different dimensions, from the physical environment to administration, academics, and research. This positive sentiment underscores the college's efforts in creating a conducive and enriching atmosphere for work and learning. However, it also points to specific areas where targeted improvements can further elevate the college's performance and reputation.	

Challenges and Actions Taken

Challenges	Action Taken
<ul style="list-style-type: none"> ➤ Insufficient classroom space, laboratories, or equipment ➤ Poor maintenance of facilities like libraries, toilets etc. ➤ Inefficient handling of student grievances or administrative tasks ➤ Inadequate career counseling and placement services ➤ Outdated technology in classrooms ➤ Inadequate online learning platforms or digital resources ➤ Insufficient cleanliness and sanitation maintenance 	<ul style="list-style-type: none"> ➤ Invest in infrastructure development and maintenance ➤ Upgrade laboratories, libraries, and other essential facilities. ➤ Implement modern technology in classrooms, such as smart boards and audio-visual aids. ➤ Upgrade online learning platforms and provide access to digital libraries and resources ➤ Implement regular feedback collection mechanisms through surveys, focus groups, or suggestion boxes ➤ Engage with students, faculty, alumni, and other stakeholders in regular discussions and forums to understand their needs and concerns better ➤ Establish a system for continuous monitoring and review of

	the implemented actions to ensure effectiveness and make necessary adjustments
--	--

Nand Jha

Principal
Hiralal Bhakat College
Nalhati, Birbhum

Principal
Hiralal Bhakat College
Nalhati, Birbhum

